

Scaled data based on original data using  
LM-79-08 Approved Method: Electrical and Photometric Measurements of Solid-  
State Lighting Products

Test Report Prepared for  
Cooper Lighting Solutions  
(formerly Eaton)

Brand: McGRAW-EDISON

Report Number: P270234

Luminaire Tested: **GWC-AF-02-LED-E1-T4FT-7027-600**

Issue Date: 3/3/2020

**Test Information**

Test Method: LM-79-08  
Report Number: P270234  
TEST IS SCALED FROM IESNA LM-79-08 TEST DATA (P24295)  
Test Lab: INNOVATION CENTER P2  
Issue Date: 3/3/2020  
Manufacturer: COOPER LIGHTING SOLUTIONS (FORMERLY EATON)  
Product Line: MCGRAW-EDISON  
Catalog Number: GWC-AF-02-LED-E1-T4FT-7027-600  
Description: GALLEON WALL LUMINAIRE  
(2) 70 CRI, 2700K, 615mA LIGHTSQUARES WITH 16 LEDS EACH AND TYPE IV FORWARD THROW OPTICS  
Light Source: -  
Ballast/Driver: ELECTRONIC DRIVER

**Summary**

Lumens per Lamp: N/A  
Luminaire Lumens: 7153 lumens  
Efficiency: N/A  
Efficacy: 108.4 lumens/watt  
Luminous Opening: Rectangular (W 1' x L: 0.5' x H: 0')  
IES Classification: Type IV - Short - Non-Cutoff  
BUG Rating: B1 - U0 - G2

Input Watts (W): 66  
Input Voltage (V): NR  
Input Current (Ain): NR  
Voltage Rise (V): NR  
Power Factor: NR  
Total Harmonic Distortion (THDi): NR  
Frequency (hertz): 60  
Stabilization Time: NR  
Operation Time: NR  
Ambient Temperature (°C): NR  
Test Distance: 25 FT

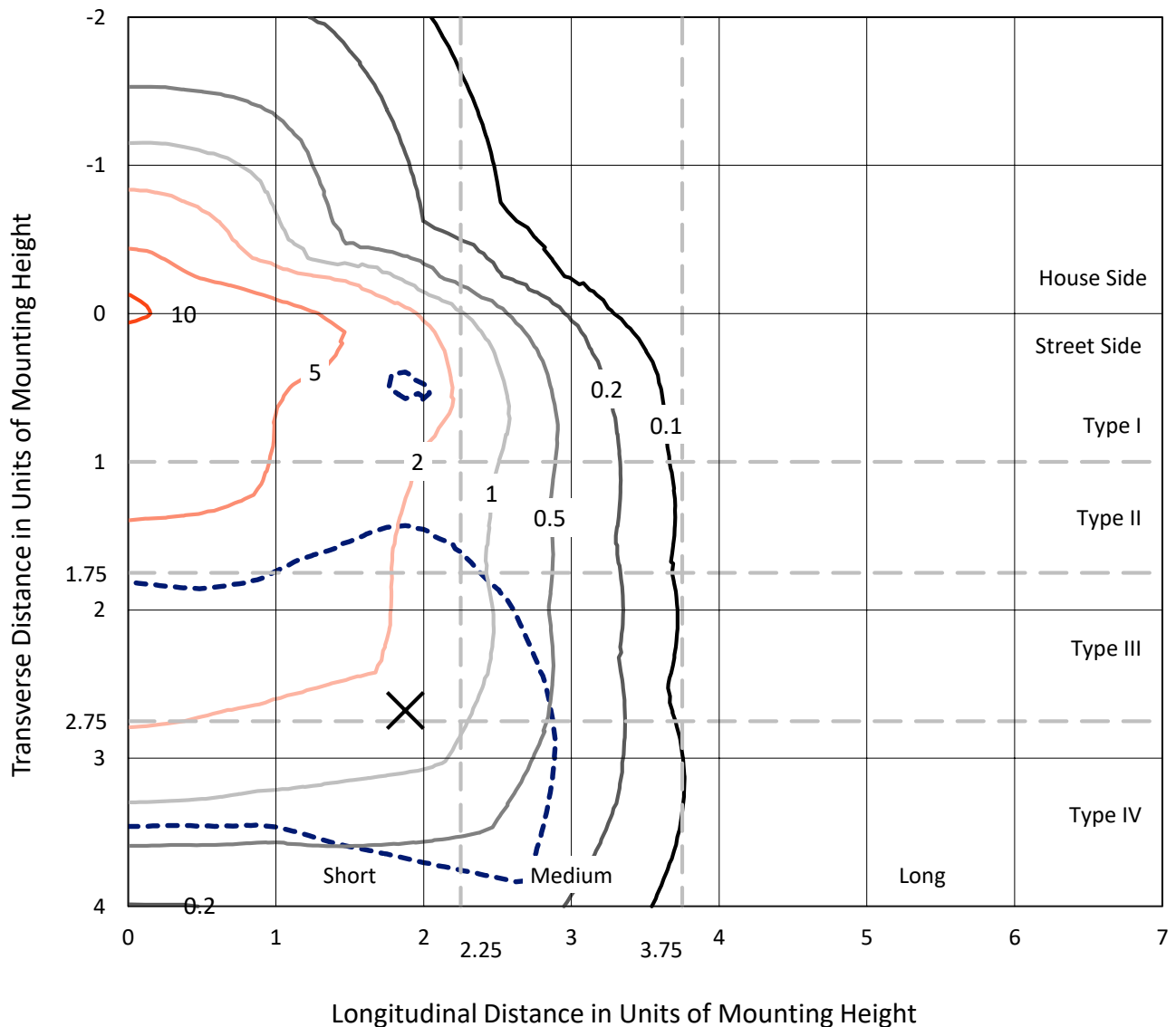


REPORT NUMBER: P270234

CATALOG NUMBER: GWC-AF-02-LED-E1-T4FT-7027-600

### Iso-Footcandle Lines of Horizontal Illumination

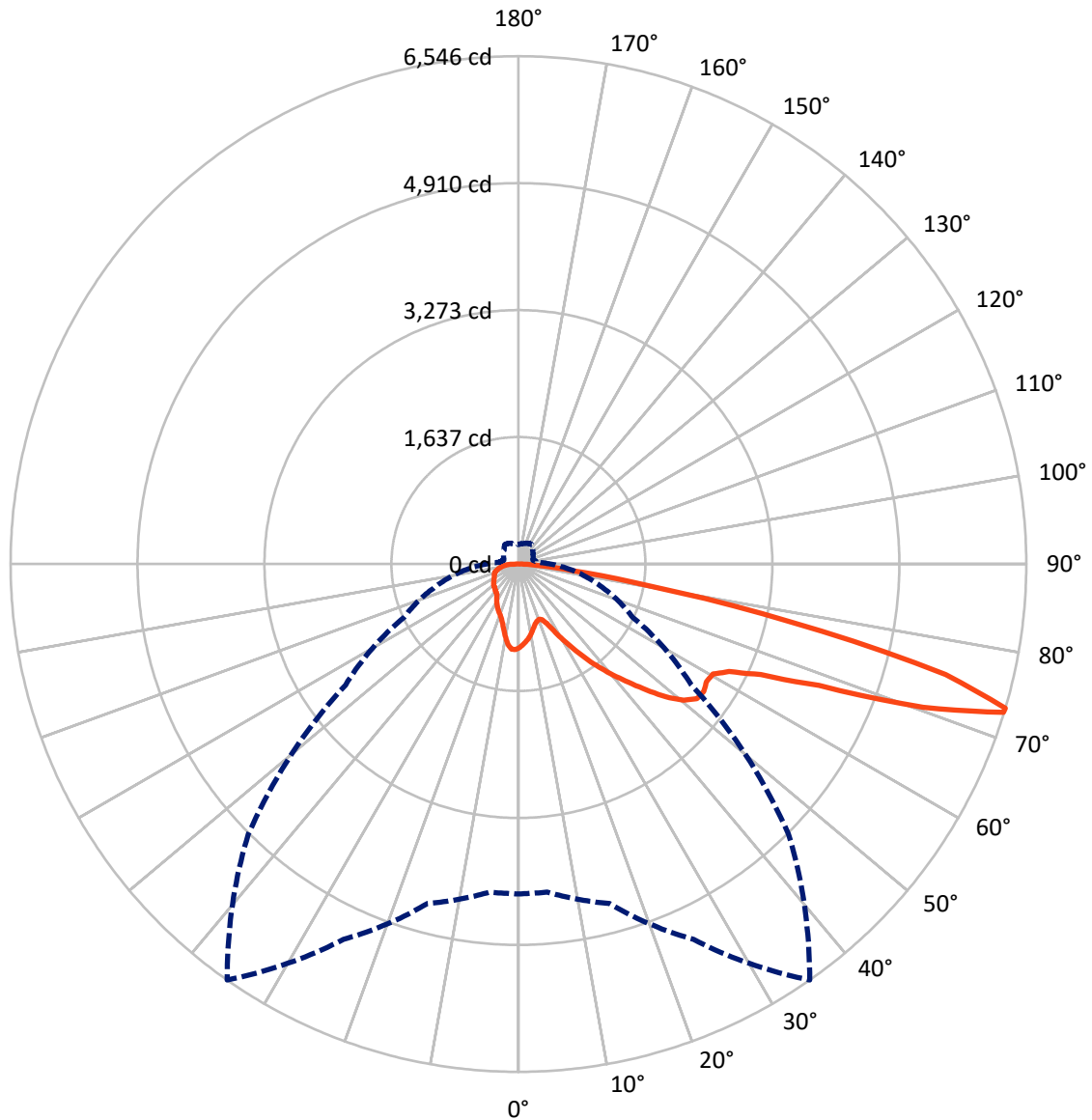
× Max cd  
 - - - 1/2 Max cd



Based on 10 foot mounting height. Maximum calculated value = 10.8 fc  
 Type IV - Short - Non-Cutoff

REPORT NUMBER: P270234  
CATALOG NUMBER: GWC-AF-02-LED-E1-T4FT-7027-600

### Luminous Intensity Polar Plot



— Vertical Plane Through 35-Deg Lateral    - - - Horizontal Cone Through 73-Deg Vertical

REPORT NUMBER: P270234

CATALOG NUMBER: GWC-AF-02-LED-E1-T4FT-7027-600

**FLUX DISTRIBUTION:**

		Downward	Upward	Total
<b>House Side</b>	Lumens	1364.3	0.0	1364.3
	% Fixture	19.1	0.0	19.1
<b>Street Side</b>	Lumens	5788.7	0.0	5788.7
	% Fixture	80.9	0.0	80.9
<b>Total</b>	Lumens	7153.0	0.0	7153.0
	% Fixture	100.0	0.0	100.0

**ZONAL LUMENS:**

Zone	Lumens	% Fixture
0°-10°	97.7	1.4
10°-20°	243.9	3.4
20°-30°	394.4	5.5
30°-40°	661.3	9.2
40°-50°	1019.3	14.3
50°-60°	1367.5	19.1
60°-70°	1821.8	25.5
70°-80°	1389.5	19.4
80°-90°	157.5	2.2
90°-100°	0.0	0.0
100°-110°	0.0	0.0
110°-120°	0.0	0.0
120°-130°	0.0	0.0
130°-140°	0.0	0.0
140°-150°	0.0	0.0
150°-160°	0.0	0.0
160°-170°	0.0	0.0
170°-180°	0.0	0.0
0°-90°	7153.0	100.0
0°-180°	7153.0	100.0

**Coefficient of Utilization**



REPORT NUMBER: P270234

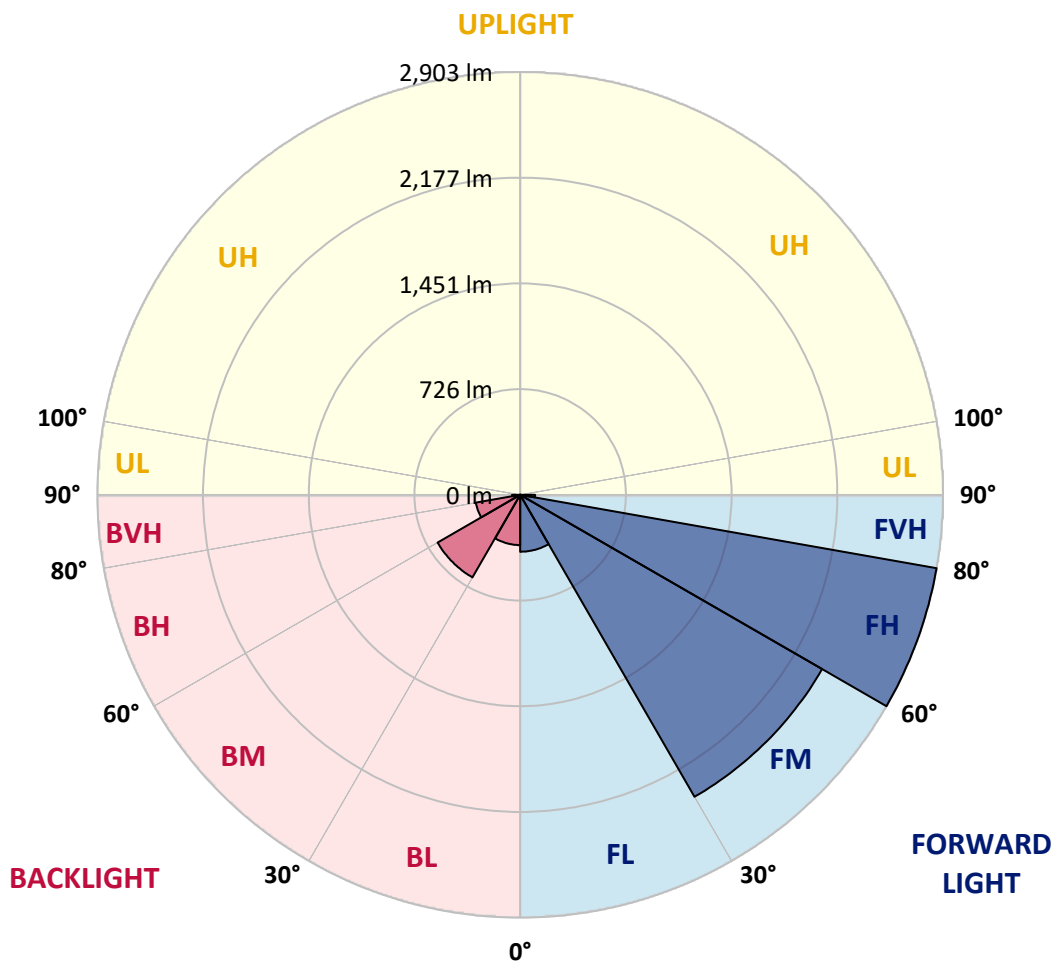
CATALOG NUMBER: GWC-AF-02-LED-E1-T4FT-7027-600

**LUMINAIRE CLASSIFICATION SYSTEM LUMEN TABLE AND BUG RATING:**

Zone		Lumens	% Fixture	Zone Rating/Lumen Limit		
				B	U	G
FL	(0°-30°)	390.8	5.5			
FM	(30°-60°)	2393.5	33.5			
FH	(60°-80°)	2902.7	40.6			G2/5000
FVH	(80°-90°)	101.8	1.4			G2/225
BL	(0°-30°)	345.2	4.8	B1/500		
BM	(30°-60°)	654.7	9.2	B1/1000		
BH	(60°-80°)	308.7	4.3	B1/500		G1/500
BVH	(80°-90°)	55.7	0.8			G1/100
UL	(90°-100°)	0.0	0.0		U0/0	
UH	(100°-180°)	0.0	0.0		U0/0	

**BUG Rating: B1-U0-G2**

Type IV Short





REPORT NUMBER: P270234

CATALOG NUMBER: GWC-AF-02-LED-E1-T4FT-7027-600

**CANDELA DISTRIBUTION (FULL):**

	0°	5°	15°	25°	35°	45°	55°	65°	75°	85°	90°
0°	1079.7	1079.7	1079.7	1079.7	1079.7	1079.7	1079.7	1079.7	1079.7	1079.7	1079.7
2.5°	1037.1	1039.1	1036.6	1039.8	1044.9	1050.4	1054.3	1059.7	1065.8	1074.5	1076.4
5°	988.2	991.3	991.3	996.8	1006.8	1015.8	1024.0	1033.0	1045.9	1060.7	1066.6
7.5°	934.6	936.4	939.4	947.7	962.2	974.8	986.5	1000.9	1018.8	1038.4	1048.7
10°	870.1	872.4	877.3	889.0	908.5	926.1	943.0	962.9	985.5	1009.9	1022.9
12.5°	824.5	823.7	825.8	834.3	851.6	872.9	897.1	922.6	950.4	979.0	994.8
15°	809.0	805.2	797.2	795.2	804.5	825.8	853.8	885.2	918.4	952.8	972.4
17.5°	818.5	812.1	790.4	774.6	773.3	789.4	819.3	854.3	892.7	934.6	959.0
20°	879.0	863.5	810.4	773.6	760.9	768.8	794.9	832.0	877.3	932.9	964.2
22.5°	1023.6	1000.9	888.0	819.7	776.7	767.1	786.6	826.1	879.0	954.2	994.1
25°	1234.2	1201.9	1021.3	934.2	845.7	794.6	799.0	839.5	903.3	1003.6	1051.7
27.5°	1400.5	1379.4	1195.4	1096.1	971.3	868.8	839.1	873.2	953.2	1084.8	1133.9
30°	1499.5	1486.7	1381.6	1279.5	1131.9	986.9	916.1	936.4	1031.2	1197.1	1237.7
32.5°	1614.2	1606.6	1555.1	1461.3	1305.0	1142.1	1038.0	1030.8	1135.5	1332.0	1350.6
35°	1732.9	1730.6	1700.3	1632.9	1490.7	1346.9	1199.9	1151.1	1249.4	1472.2	1460.6
37.5°	1843.5	1839.4	1821.9	1782.7	1685.2	1566.7	1364.7	1274.3	1371.9	1606.2	1554.3
40°	2047.2	2015.0	1954.8	1925.2	1881.7	1751.9	1495.6	1389.5	1499.0	1734.0	1635.5
42.5°	2295.6	2243.1	2131.0	2090.5	2084.3	1897.8	1584.9	1501.1	1627.2	1860.7	1715.0
45°	2491.1	2441.7	2345.0	2293.9	2316.5	2030.1	1674.6	1620.4	1759.1	1993.7	1797.1
47.5°	2699.5	2622.0	2494.1	2509.7	2559.0	2155.2	1765.9	1748.5	1903.7	2142.4	1899.1
50°	2707.1	2647.7	2591.7	2684.0	2761.0	2270.1	1880.3	1882.7	2080.6	2329.7	2034.9
52.5°	2550.1	2537.4	2626.4	2771.7	2882.7	2361.3	2010.4	2021.5	2306.9	2544.5	2184.0
55°	2495.2	2480.8	2583.4	2741.1	2899.1	2436.5	2151.7	2171.7	2580.7	2771.4	2329.2
57.5°	2629.1	2597.2	2604.0	2726.6	2858.9	2518.8	2305.6	2345.7	2878.2	2969.5	2422.6
60°	3003.6	2935.2	2805.3	2802.3	2880.5	2642.5	2483.5	2532.6	3187.4	3064.4	2386.3
62.5°	3528.7	3460.5	3217.2	3058.9	3047.2	2846.5	2701.9	2714.9	3365.9	2935.9	2164.0
65°	4097.3	4036.2	3764.3	3540.8	3433.0	3184.6	2955.9	2796.5	3307.6	2582.4	1775.2
67.5°	4787.3	4721.8	4488.1	4281.7	4177.9	3730.0	3134.0	2718.5	2936.9	2000.5	1276.1
70°	5269.9	5203.0	5110.8	5278.3	5532.0	4516.9	3157.2	2401.3	2193.7	1329.8	768.1
72.5°	4640.4	4609.1	4777.0	5481.5	6538.9	4994.4	2853.7	1748.5	1274.1	705.9	444.5
73°	4251.5	4244.6	4531.1	5338.9	6546.0	4920.9	2720.8	1625.2	1092.7	624.5	406.4
75°	1919.8	1975.2	2603.0	4078.0	5687.3	4054.9	1914.9	932.3	617.2	431.5	306.7
77.5°	461.3	480.6	814.5	1936.7	3591.7	2416.5	867.7	461.0	394.6	304.6	223.9
80°	196.5	202.9	313.6	715.5	1691.0	973.1	399.8	308.7	273.1	212.5	156.9
82.5°	109.2	116.2	178.0	324.6	682.5	331.8	243.9	215.1	179.7	128.1	102.0
85°	61.9	65.5	104.1	181.4	289.3	133.3	146.0	142.9	101.2	65.9	50.1
87.5°	29.1	31.6	50.1	84.1	113.4	52.2	74.2	81.7	63.5	40.2	26.1
90°	0.0	0.0	0.0	0.0	0.0	0.0	0.0	0.0	0.0	0.0	0.0



REPORT NUMBER: P270234

CATALOG NUMBER: GWC-AF-02-LED-E1-T4FT-7027-600

**CANDELA DISTRIBUTION (continued):**

	95°	105°	115°	125°	135°	145°	155°	165°	175°	180°
0°	1079.7	1079.7	1079.7	1079.7	1079.7	1079.7	1079.7	1079.7	1079.7	1079.7
2.5°	1079.0	1085.2	1092.2	1096.1	1099.5	1103.7	1107.8	1107.8	1108.5	1108.8
5°	1071.4	1084.1	1095.5	1100.2	1101.2	1101.2	1100.2	1094.8	1090.0	1092.0
7.5°	1055.6	1074.2	1083.7	1082.0	1069.0	1053.8	1041.1	1025.7	1017.8	1016.4
10°	1033.0	1054.3	1055.9	1038.7	1006.5	974.1	947.4	921.2	908.8	905.9
12.5°	1007.8	1027.4	1016.4	980.9	929.1	882.0	848.1	821.7	810.0	806.9
15°	987.5	1000.9	973.1	917.4	852.2	802.5	774.2	754.7	746.4	744.1
17.5°	976.8	979.6	928.8	853.6	784.2	742.7	725.1	715.9	712.7	711.1
20°	982.0	962.9	886.5	794.2	728.5	699.4	695.3	692.9	692.1	691.2
22.5°	1007.8	957.7	847.7	737.9	679.7	667.1	670.6	670.1	669.4	668.8
25°	1053.8	962.2	810.0	684.2	639.0	636.2	642.4	642.4	639.7	639.7
27.5°	1114.6	971.3	767.7	633.5	601.9	602.1	607.0	605.5	602.6	600.4
30°	1188.8	977.3	718.3	587.8	567.1	565.8	567.1	561.4	552.0	551.3
32.5°	1264.8	970.0	661.0	547.2	530.4	527.2	526.2	518.1	507.4	504.3
35°	1333.4	943.6	602.6	514.9	495.3	488.5	493.3	490.6	481.0	478.4
37.5°	1383.6	894.4	549.9	486.4	470.3	468.6	471.6	472.7	461.3	458.9
40°	1417.3	827.9	504.9	462.4	465.4	458.9	448.7	441.3	438.0	436.9
42.5°	1444.5	758.4	467.2	450.9	466.5	447.5	425.3	413.6	419.8	422.6
45°	1475.6	690.7	435.6	436.9	461.3	434.5	409.1	397.8	400.1	400.9
47.5°	1518.7	608.3	401.5	414.3	444.1	425.5	399.1	382.9	371.7	366.5
50°	1578.1	510.7	366.1	388.8	427.4	419.1	383.7	366.5	345.6	340.7
52.5°	1619.3	419.8	337.0	367.5	412.2	406.0	371.3	349.0	327.1	322.9
55°	1596.9	348.6	311.5	343.8	392.3	389.9	360.9	331.1	314.0	310.5
57.5°	1485.3	303.6	291.9	321.6	367.9	376.1	347.3	316.1	303.6	301.2
60°	1272.3	275.5	279.6	306.4	348.0	362.3	333.5	307.8	299.6	297.8
62.5°	987.1	256.6	270.3	295.5	332.6	352.8	325.9	306.7	303.6	301.7
65°	707.2	241.5	260.4	284.5	318.4	343.8	323.2	305.3	306.1	304.3
67.5°	480.6	228.1	248.3	272.0	304.6	336.0	319.4	300.6	309.1	307.1
70°	336.2	215.1	234.3	256.2	287.5	324.9	312.6	293.3	292.7	284.5
72.5°	262.5	197.8	215.1	234.3	265.4	309.5	298.9	277.1	265.9	257.3
73°	250.4	193.8	210.3	229.4	260.7	305.8	295.1	272.7	260.0	252.2
75°	207.1	175.9	191.0	208.1	240.0	287.8	276.5	252.5	236.3	231.6
77.5°	162.9	150.5	164.8	180.3	211.6	261.8	249.0	226.1	217.1	213.0
80°	120.6	124.7	137.4	151.2	183.4	233.9	222.6	199.6	239.4	229.4
82.5°	84.8	94.4	106.1	118.4	153.9	206.8	193.0	169.3	175.2	145.6
85°	50.1	61.9	72.9	83.5	110.9	171.3	159.4	134.9	110.6	105.5
87.5°	29.1	34.3	37.4	48.4	76.3	129.1	112.3	99.9	57.3	38.7
90°	0.0	0.0	0.0	0.0	0.0	0.0	0.0	0.0	0.0	0.0

(END OF REPORT)